





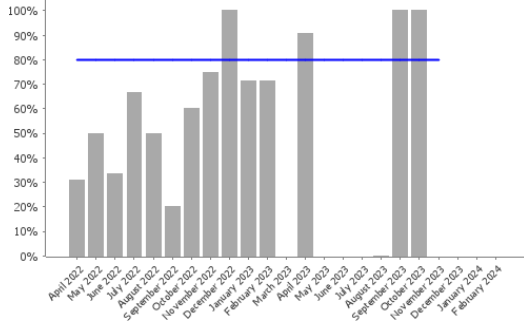

Finance & Investment Advisory Committee - Performance report


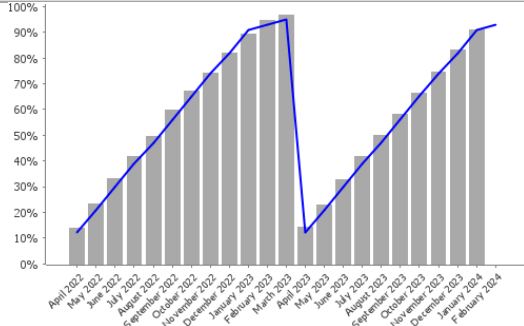


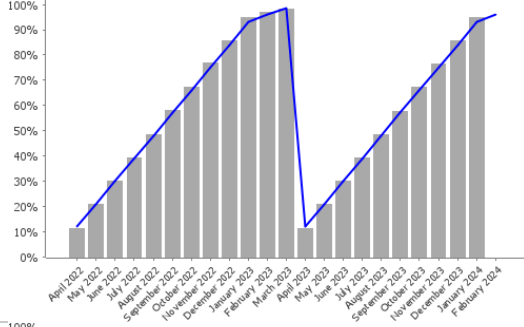


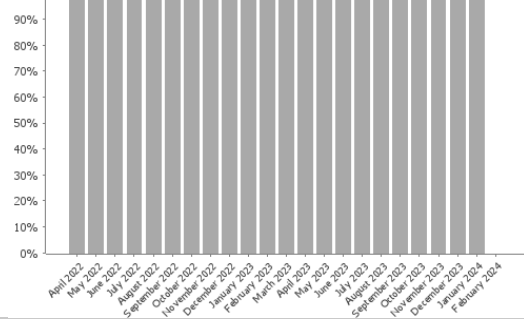

Key:

 Green – Performance is at or above target


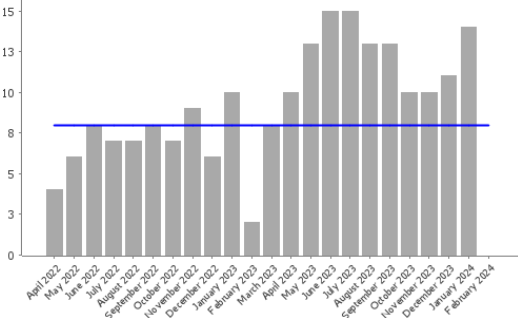

 Amber – Performance is less than 10% below target

 Red – Performance is 10% or more below target

Code	Description	Current Value	Current Target	Current Status	Performance Chart	Year to Date Value 2023/24	Year to Date Target 2023/24	Year to Date Status	Commentary
LPI_AUL01	Sevenoaks: Audit actions fully implemented within agreed timescales	72%	80%			72%	80%		No commentary required

Code	Description	Current Value	Current Target	Current Status	Performance Chart	Year to Date Value 2023/24	Year to Date Target 2023/24	Year to Date Status	Commentary
LPI_BR_04	The percentage of business rates collected in-year (Cumulative)	90.8 %	91%			90.8 %	91%		No commentary required
LPI_CT_04	The percentage of council tax collected in-year (cumulative)	94.7%	93%			94.7%	93%		No commentary required
LPI_FS_01	The percentage of undisputed invoices paid within 30 days or agreed terms	99%	99%			99.4%	99%		No commentary required

Code	Description	Current Value	Current Target	Current Status	Performance Chart	Year to Date Value 2023/24	Year to Date Target 2023/24	Year to Date Status	Commentary
LPI_FS_03	Sundry debts outstanding more than 60 days	£34,887	£40,000	✔		£34,887	£40,000	✔	No commentary required
LPI_HB_02	Average number of days to process a new claim for Housing Benefit (Monthly)	22	22	✔		22	22	✔	No commentary required

Code	Description	Current Value	Current Target	Current Status	Performance Chart	Year to Date Value 2023/24	Year to Date Target 2023/24	Year to Date Status	Commentary																																																
LPI_HB_04	Average number of days to process a change in circumstances for Housing Benefit (monthly)	14	8		 <table border="1"> <caption>Monthly Average Days to Process a Change in Circumstances for Housing Benefit (2022-2024)</caption> <thead> <tr> <th>Month</th> <th>Average Days</th> </tr> </thead> <tbody> <tr><td>April 2022</td><td>4.5</td></tr> <tr><td>May 2022</td><td>6.5</td></tr> <tr><td>June 2022</td><td>8.0</td></tr> <tr><td>July 2022</td><td>7.5</td></tr> <tr><td>August 2022</td><td>7.5</td></tr> <tr><td>September 2022</td><td>8.0</td></tr> <tr><td>October 2022</td><td>7.5</td></tr> <tr><td>November 2022</td><td>9.0</td></tr> <tr><td>December 2022</td><td>6.5</td></tr> <tr><td>January 2023</td><td>10.0</td></tr> <tr><td>February 2023</td><td>2.5</td></tr> <tr><td>March 2023</td><td>8.0</td></tr> <tr><td>April 2023</td><td>10.0</td></tr> <tr><td>May 2023</td><td>13.0</td></tr> <tr><td>June 2023</td><td>15.0</td></tr> <tr><td>July 2023</td><td>15.0</td></tr> <tr><td>August 2023</td><td>13.0</td></tr> <tr><td>September 2023</td><td>13.0</td></tr> <tr><td>October 2023</td><td>10.0</td></tr> <tr><td>November 2023</td><td>10.0</td></tr> <tr><td>December 2023</td><td>11.0</td></tr> <tr><td>January 2024</td><td>14.0</td></tr> <tr><td>February 2024</td><td>14.0</td></tr> </tbody> </table>	Month	Average Days	April 2022	4.5	May 2022	6.5	June 2022	8.0	July 2022	7.5	August 2022	7.5	September 2022	8.0	October 2022	7.5	November 2022	9.0	December 2022	6.5	January 2023	10.0	February 2023	2.5	March 2023	8.0	April 2023	10.0	May 2023	13.0	June 2023	15.0	July 2023	15.0	August 2023	13.0	September 2023	13.0	October 2023	10.0	November 2023	10.0	December 2023	11.0	January 2024	14.0	February 2024	14.0	12	8		<p>The Team has experienced a number of absences related to ill-health. Work is prioritised to ensure new claims are assessed to target time. High workloads, coupled with insufficient resource has meant that not all changes to circumstances are assessed within the 8 day target.</p> <p>Between September and October performance had improved, however an increase in workload over the Christmas and new year period had a further impact on performance levels.</p>
Month	Average Days																																																								
April 2022	4.5																																																								
May 2022	6.5																																																								
June 2022	8.0																																																								
July 2022	7.5																																																								
August 2022	7.5																																																								
September 2022	8.0																																																								
October 2022	7.5																																																								
November 2022	9.0																																																								
December 2022	6.5																																																								
January 2023	10.0																																																								
February 2023	2.5																																																								
March 2023	8.0																																																								
April 2023	10.0																																																								
May 2023	13.0																																																								
June 2023	15.0																																																								
July 2023	15.0																																																								
August 2023	13.0																																																								
September 2023	13.0																																																								
October 2023	10.0																																																								
November 2023	10.0																																																								
December 2023	11.0																																																								
January 2024	14.0																																																								
February 2024	14.0																																																								

Code	Description	Current Value	Current Target	Current Status	Performance Chart	Year to Date Value 2023/24	Year to Date Target 2023/24	Year to Date Status	Commentary
TM FS 01	Treasury Management - Actual vs Budget + Forecast	£788,405	£236,502	✔		£788,405	£236,502	✔	No commentary required
TM FS 02	Treasury Management - Investment returns vs RPI vs CPI	5.3%	4%	✔		5.3%	4%	✔	No commentary required